



Advantage

- 5-25 HP Range
- 175 PSIG
- 17.3-90.1 CFM
- Vertical & Horizontal Tanks
- Fully Packaged
- Simplex or Duplex Configurations



R-Series

- 2-30 HP Range
- 80, 125, 175 PSIG
- 4.2-204 CFM
- Splash Lubricated
- Vertical, Horizontal or Base Mounted
- Simplex or Duplex Configurations
- Mounted Dryer Option on Select Models



PL-Series

- 3-30 HP Range
- 125-250 PSIG
- 8-204 CFM
- Pressure Lubricated
- Vertical, Horizontal or Base Mounted
- Simplex or Duplex Configurations




Revolution

- 5-15 HP Range
- 175 PSIG
- 16.8-46.6 CFM
- Splash Lubricated
- Tank or Base Mounted with Optional Dryer Configurations
- Quiet Enclosure as low as 62 dBA (some models)

CHAMPION®


A Complete Line of Compressors & Aftermarket Equipment

For more than 100 years Champion has been the leader in manufacturing dependable compressed air systems. With a range of .5-200 HP, Champion has a compressor to meet a wide range of customer's air demands. At Champion we are committed to delivering superior products with exceptional standards.



Engine Driven

- 9.1-23.9 HP Range
- 175-250 PSIG
- 20.1-44 CFM
- Splash or Pressure Lubricated
- Horizontal or Base Mounted
- Gas or Diesel Engines



RV-Series

- 2-15 HP Range
- 125-175 PSIG
- 7.5-50.2 CFM
- Vertical & Horizontal Tanks
- Reed Valve Pump
- Electric Motor & Starter



Climate Control

- .5-1.5 HP Range
- 80 PSIG
- 2.2-11.4 CFM
- Splash Lubricated
- Vertical, Horizontal or Base Mounted
- Simplex or Duplex Configurations




Commandair

- .5-3 HP Range
- 90 PSIG
- 1.8-10.2 CFM
- Splash Lubricated
- Vertical, Horizontal or Base Mounted
- Sprinkler Systems Available



VP-Series

- 5 & 7.5 HP Range
- 125-175 PSIG
- 11.4-22.7 CFM
- Splash Lubricated
- Vertical Tank Configuration
- Electric Motor & Starter (where applicable)



A-Series Pumps

- 20-30 HP Range
- 60 PSIG
- Compressor, Booster, & Vacuum
- Oil Level Dipstick
- Drive Sheave with Turbo Fins



L & LRS-Series

- Oil-Flooded Rotary Screw
- Belt Drive, Fixed & Variable Speed
- 5-40 HP
- 100-190 PSIG
- 26-193 CFM
- Load/No Load Controls (Fixed Speed)
- Tank or Base Mounted with Optional Dryer Configurations



D & DRS-Series

- Oil-Flooded Rotary Screw
- Fixed & Variable Speed
- 5-200 HP
- 100-175 PSIG
- 16-926 CFM
- 100% Duty Cycle Operation
- Base-Mount or Air System Configurations



LV & LVR-Series

- Oil-Flooded Rotary Vane
- Direct Drive, Fixed Speed
- 2-20 HP
- 100-150 PSIG
- 5-72.8 CFM
- Simplex, Duplex, or hypac Configurations



CA-Series

- 100% Oil-Less Rotary Scroll
- 3-10 HP
- 116 or 140 PSIG
- 9.2-126.4 CFM
- Industrial & Medical
- Enclosed or Unenclosed
- Simplex or Multiplex Configurations



Champion offers a complete line of compressors as well as a wide array of aftermarket items to ensure excellent air quality. From various models of air dryers to filters and piping, Champion has the products to allow for a total air system to be installed no matter what the customer's application. For a full product listing please visit our website or contact your local distributor.



1301 North Euclid Avenue
Princeton, IL 61356
www.ChampionPneumatic.com



©2023 Gardner Denver, Inc. Printed in U.S.A.
CP-LINE 12th Ed. 12/23

Product specifications and materials are subject to change without notice.

Please recycle after use.